

# jump

Protagonisti di stile.



# jump

Protagonisti di stile.





Applicazione con pennello "spalter"  
*Brush spalter effect*

**Jump Tinta J063**



I colori della cartella sono indicativi e possono subire variazioni. Per ulteriori informazioni consultare la scheda tecnica.  
These hues are for reference only. For further information please read data sheet.

## Jump Base 010 ARGENTO

Applicazione con pennello "spalter"  
*Brush spalter effect*




## Jump Base 020 ORO

Applicazione con pennello "spalter"  
*Brush spalter effect*







## JUMP - Protagonisti di stile




codice J001




codice J002




codice J003




codice J004



codice J005




codice J006




codice J007




codice J008




codice J009




codice J010




codice J011




codice J012




codice J013



codice J014



codice J015




codice J016




codice J017




codice J018




codice J019



codice J020



codice J021



codice J022


## JUMP - Protagonisti di stile



codice J023




codice J024




codice J025




codice J026




codice J027




codice J028




codice J029




codice J030



codice J031




codice J032



codice J033




codice J034




codice J035



codice J036




codice J037




codice J038



codice J039




codice J040



codice J041




codice J042




codice J043




## JUMP - Protagonisti di stile



codice J044




codice J045




codice J046




codice J047




codice J048



codice J049



codice J050



codice J051




codice J052




codice J053




codice J054




codice J055



codice J056



codice J057




codice J058



codice J059



codice J060



codice J061



codice J062



codice J063



codice J064




## JUMP - Protagonisti di stile




codice J065



codice J066




codice J067



codice J068



codice J069



codice J070



codice J071




codice J072



codice J073



codice J074




codice J075




codice J076




codice J077




codice J078




codice J079



codice J080



codice J081



codice J082



codice J083



codice J084



codice J085



codice J086



Finitura ad acqua ad effetto decorativo, di facile applicazione. Dotata di eccellente adesione, resistenza e traspirabilità. Consente di ottenere un'elegante finitura metallizzata ad effetto sabbia, cromaticamente disuniforme, che si integra perfettamente sia nelle ambientazioni classiche che in quelle moderne. Grazie alle sue caratteristiche il prodotto può essere utilizzato anche in ambienti altamente frequentati quali ambienti pubblici.

### Ciclo applicativo

#### FASE 1) PREPARAZIONE SUPPORTO:

Al fine di ottenere risultati ottimali è necessario spazzolare le superfici ed applicare una mano di **Fissativo 1000 Cod. 4050** diluito max 1:10 o **Fissativo Acrilico Consolidante Cod. 4060** diluito max 1:1.

#### FASE 2) APPLICAZIONE DECOBASE:

Applicare una mano con un rullo a pelo corto o pennello. Resa 9-10 m<sup>2</sup>/l per mano. Sovraverniciabile dopo 4-6 ore.

#### FASE 3) APPLICAZIONE JUMP:

Il prodotto va applicato con pennello tipo spalter a pennellate corte ed incrociate, cercando di distribuire omogeneamente l'inerte contenuto. Dopo aver ricoperto un metro quadro circa ripassare la superficie con il pennello scarico, delicatamente.

### Schema dati tecnici

Prodotto	Utilizzo	Diluizione con acqua	Resa	Attrezzi	Sovraverniciatura	Colori	Confezioni
<b>PREPARAZIONE DEL SUPPORTO FASE 1</b>							
FISSATIVO 1000	INTERNI	1:10	10-20 m <sup>2</sup> /l	pennello	4-6 h	lattiginoso (incolore dopo l'applicazione)	1 - 5 - 20 L
OPPURE							
FISSATIVO ACRILICO CONSOLIDANTE	INTERNI	1:1	8-12 m <sup>2</sup> /l	pennello	12-24 h	lattiginoso (incolore dopo l'applicazione)	5 - 20 L
<b>PREPARAZIONE DEL SUPPORTO FASE 2</b>							
DECOBASE	INTERNI	max 10% acqua	9-10 m <sup>2</sup> /l	rullo, pennello	4-6 h	bianco tintegeeabile a tintometro	1 - 2,5 - 10 L
<b>FINITURA</b>							
JUMP	INTERNI	pronto all'uso	10 m <sup>2</sup> /l	pennello spalter	6-8 h	argento, oro e tinte di cartella	1 - 2,5 L

Water based decorative finishing.

Jump can be easily applied, having a good washability and hiding power, together with a metallic sand final look. It creates homogeneous surfaces, with particular light contrast effects. It can be applied in interiors of both public and private settings.

### Applications

#### STEP 1) HOW TO PREPARE SURFACE:

Carefully clean the surface and apply one coat of **Fissativo 1000 cod 4050** (dilution 1:10) or **Fissativo Acrilico consolidante cod 4060** (dilution max 1:1).

#### STEP 2) HOW TO USE DECOBASE:

Carefully clean the surface and apply one layer with a short hair woollen roller or brush. Approx. coverage 9-10 sq.m./l per layer. After 4-6 hours it can be covered with another layer.

#### STEP 3) HOW TO USE JUMP:

Apply on 1 sq.m./l the product using a "spalter". Dip the brush and apply in crisscross strokes, trying to avoid too well defined areas. Re-passing the already painted area with unloaded roller and from the bottom upwards.

### Technical data sheet

Product	Use	Dilution with water	Approx. Coverage	Tools	Overcoating	Colour	Pack
<b>INTERIOR HOW TO PREPARE SURFACE 1ST STEP</b>							
FISSATIVO 1000	INTERIOR	1:10	10-20 sq.m/l	brush	4-6 h	neutral	1 - 5 - 20 L
OR							
FISSATIVO ACRILICO CONSOLIDANTE	INTERIOR	1:1	8-12 sq.m/l	brush	12-24 h	neutral	5 - 20 L
<b>HOW TO PREPARE SURFACE 2ND STEP</b>							
DECOBASE	INTERIOR	max 10%	9-10 sq.m/l	roller, brush	4-6 h	white - tinted with tinting machine	1 - 2,5 - 10 L
<b>FINISHING</b>							
JUMP	INTERIOR	ready to use	10 sq.m/l	brush "spalter"	6-8 h	gold, silver and colour card	1 - 2,5 L

I colori della cartella sono indicativi e possono subire variazioni. Per ulteriori informazioni consultare la scheda tecnica. These hues are for reference only. For further information please read data sheet.



Fabbricato da: G&P Fratelli Tassani S.p.A  
Via N.S Della Guardia, 44 - 16162 Genova Bolzaneto  
Tel.: +39 010 710715 - Fax: +39 010 710254  
[www.tassani.it](http://www.tassani.it)

