

folk

Protagonisti di stile.





folk

Protagonisti di stile.



Folk Tinta F069

Applicazione a spatola
Spatula effect




Folk Tinta F086

Applicazione a spatola
Spatula effect




I colori della cartella sono indicativi e possono subire variazioni. Per ulteriori informazioni consultare la scheda tecnica.
These hues are for reference only. For further information please read data sheet.

FOLK - Protagonisti di stile



codice F001



codice F002




codice F003



codice F004



codice F005




codice F006




codice F007



codice F008




codice F009




codice F010



codice F011




codice F012




codice F013




codice F014



codice F015



codice F016



codice F017



codice F018



codice F019



codice F020



codice F021




codice F022

FOLK - Protagonisti di stile




codice F023




codice F024




codice F025




codice F026




codice F027




codice F028




codice F029




codice F030




codice F031




codice F032




codice F033




codice F034




codice F035



codice F036




codice F037




codice F038



codice F039



codice F040



codice F041




codice F042




codice F043


FOLK - Protagonisti di stile




codice F044



codice F045




codice F046




codice F047




codice F048




codice F049




codice F050



codice F051



codice F052




codice F053



codice F054




codice F055




codice F056



codice F057



codice F058




codice F059




codice F060



codice F061



codice F062



codice F063



codice F064

FOLK - Protagonisti di stile



codice F065




codice F066



codice F067



codice F068



codice F069




codice F070



codice F071



codice F072



codice F073



codice F074



codice F075



codice F076



codice F077




codice F078



codice F079



codice F080



codice F081




codice F082



codice F083



codice F084



codice F085



codice F086

Finitura ad acqua ad effetto decorativo, di facile applicazione. Dotata di eccellente adesione e resistenza. Consente di ottenere un raffinato effetto cromatico, delicatamente metallizzato con particolari riflessi d'argento.

Ciclo applicativo

FASE 1) PREPARAZIONE SUPPORTO:

Al fine di ottenere risultati ottimali è necessario spazzolare le superfici ed applicare una mano di **Fissativo 1000 Cod. 4050** diluito max 1:10 o **Fissativo Acrilico Consolidante Cod. 4060** diluito max 1:1.

FASE 2) APPLICAZIONE DECOBASE:

Applicare una mano con un rullo a pelo corto o pennello. Resa 9-10 m²/l per mano. Sovraverniciabile dopo 4-6 ore.

FASE 3) APPLICAZIONE FOLK:

Folk può essere applicato su tutte le superfici lisce, in caso di murature ad intonaco civile o rustico è necessario intervenire con opportuna rasatura. Il prodotto va applicato con pennellina 3 x 10 cm effettuando pennellate corte ed incrociate ricoprendo una piccola superficie. Successivamente ripassare delicatamente il prodotto applicato, utilizzando un frattazzo in plastica con gli angoli arrotondati assicurandosi che il frattazzo sia sempre ben pulito.

Schema dati tecnici

Prodotto	Utilizzo	Diluizione con acqua	Resa	Attrezzi	Sovraverniciatura	Colori	Confezioni
PREPARAZIONE DEL SUPPORTO FASE 1							
FISSATIVO 1000	INTERNI	1:10	10-20 m ² lt	pennello	4-6 h	lattiginoso (incolore dopo l'applicazione)	1 - 5 - 20 L
OPPURE							
FISSATIVO ACRILICO CONSOLIDANTE	INTERNI	1:1	8-12 m ² lt	pennello	12-24 h	lattiginoso (incolore dopo l'applicazione)	5 - 20 L
PREPARAZIONE DEL SUPPORTO FASE 2							
DECOBASE	INTERNI	max 10% acqua	9-10 m ² lt	rullo, pennello	4-6 h	bianco tintegeeabile a tintometro	1 - 2,5 - 10 L
FINITURA							
FOLK	INTERNI	pronto all'uso	8 m ² lt	pennellina 3 x 10 + frattazzo plastica con angoli arrotondati	6-8 h	argento e tinte di cartella	1 - 2,5 L

Water based decorative finishing.

Folk can be easily applied, thus achieving elegant decorations, with metallic look and enchanting silver reflections.

Applications

STEP 1) HOW TO PREPARE SURFACE:

Carefully clean the surface and apply one coat of **Fissativo 1000 cod 4050** (dilution 1:10) or **Fissativo Acrilico consolidante cod 4060** (dilution max 1:1).

STEP 2) HOW TO USE DECOBASE:

Carefully clean the surface and apply one layer with a short hair woollen roller or brush. Approx. coverage 9-10 sq.m./l per layer. After 4-6 hours it can be covered with another layer.

STEP 3) HOW TO USE FOLK:

Folk can be easily applied on all types of smooth surfaces. Uneven surfaces must be suitably prepared. Apply one layer of Folk with a 3x10 cm paintbrush with crossing short brush-strokes to obtain the effects. Afterwards, carefully use a clean plastic "frattazzo" on the treated surface to smoothen it.

Technical data sheet

Product	Use	Dilution with water	Approx. Coverage	Tools	Overcoating	Colour	Pack
INTERIOR HOW TO PREPARE SURFACE 1ST STEP							
FISSATIVO 1000	INTERIOR	1:10	10-20 sq.m/l	brush	4-6 h	neutral	1 - 5 - 20 L
OR							
FISSATIVO ACRILICO CONSOLIDANTE	INTERIOR	1:1	8-12 sq.m/l	brush	12-24 h	neutral	5 - 20 L
HOW TO PREPARE SURFACE 2ND STEP							
DECOBASE	INTERIOR	max 10%	9-10 sq.m/l	roller, brush	4-6 h	white - tinted with tinting machine	1 - 2,5 - 10 L
FINISHING							
FOLK	INTERIOR	ready to use	8 sq.m/l	brush "spalter" plastic "frattazzo"	6-8 h	silver and colour card	1 - 2,5 L

I colori della cartella sono indicativi e possono subire variazioni. Per ulteriori informazioni consultare la scheda tecnica.
These hues are for reference only. For further information please read data sheet.



Fabbricato da: G&P Fratelli Tassani S.p.A
Via N.S Della Guardia, 44 - 16162 Genova Bolzaneto
Tel.: +39 010 710715 - Fax: +39 010 710254
www.tassani.it

